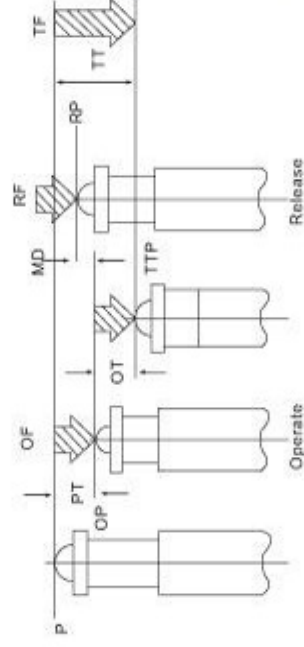
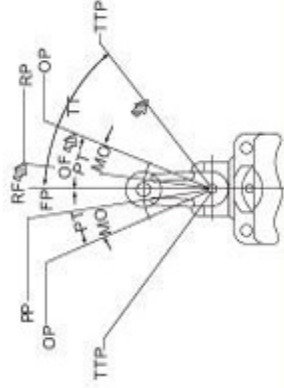


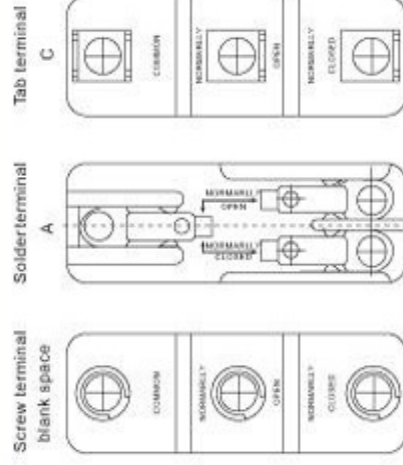
### Operating characteristics

#### Definitions of operating characteristics:

- OF: operating force**  
Force needed to add to the executor unit to actuate switch contact
- RF: releasing force**  
Force needed to add to the executor unit to make the switch contact back to normal position
- TF: total force**  
Force needed to make executor unit move from free position to limitation position
- FP: free position**  
Primary position of executor unit without external force adding to executor unit
- OP: operating position**  
The position of executor unit in case of the contact rapidly moving to the contact position for action
- RP: releasing position**  
The position of executor unit in case of the contact rapidly backing to normal position to action contact position
- Definitions of operating characteristics:**
- TTP: total travel position**  
The position of executor unit in case of executor unit reaching the limitation position
- PT: pretravel**  
The distance of angle that the executor unit passes since free position to action position
- OT: overtravel**  
The distance or angle that the executor unit surpasses action position
- MD: movement differential**  
The distance of angle from action position to reversion position
- TT: total level**  
The distance of angle represents the movement till action and the total movement after all actions.



### Terminal Type

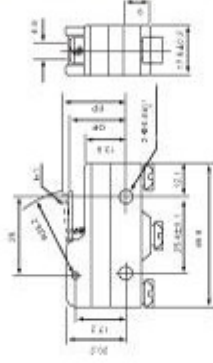


### WELL CONTACTS CO

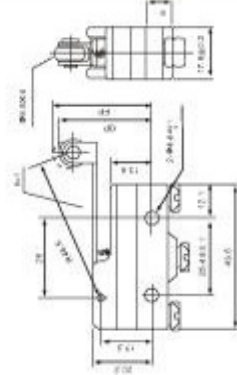
# 56, "Pushpak Cascade" Swathi Road, Shantinagar, Bengaluru -560 077.  
 Tel-080 77226675, 77206675, 41169654 FAX-080 77226675  
 Email: wcblore\_2007@yahoo.com, wellcontacts@yahoo.com



ID-W21



ID-W2B



ID-W22B



### WELL CONTACTS CO

# 56, "Pushpak Cascade" Swathi Road, Shantinagar, Bengaluru -560 077.  
 Tel-080 77226675, 77206675, 41169654 FAX-080 77226675  
 Email: wcblore\_2007@yahoo.com, wellcontacts@yahoo.com